

# PIBV2 and PIBV2A

## Post Indicator/Butterfly Valve Supervisory Switches



Conventional Initiating Devices

### General

System Sensor's PIBV2 and PIBV2A supervisory switches monitor the open position of post indicator and butterfly control valves.

**Robust construction.** The PIBV2(A) consists of a rugged housing, intended for indoor and outdoor use. When installed with the actuator in the vertical position, the PIBV2(A) is NEMA 3R rated per UL.

**Application flexibility.** The PIBV2(A) features a flexible design that accommodates post indicator, butterfly, and many other types of wall post, recessed wall post and pressure reducing valves. The PIBV2(A)'s unique bi-directional actuator allows the unit to be installed in either rising or falling flag installations.

**Simplified operation.** Installation is made easier with the PIBV2(A)'s single-side conduit entrance. By providing a direct conduit pathway to the electrical source, right angle fittings are not required. Installation is further simplified by the PIBV2(A)'s adjustable length actuator, which eliminates the need for cutting the shaft.

**Reliable performance.** The PIBV2(A) is equipped with tamper resistant cover screws to prevent unauthorized entry. Inside, two sets of SPDT (Form-C) synchronized switches are enclosed in a durable terminal block to assure reliable performance.



1785ph1.png

### Features

- NEMA 3R rated enclosure.
- Bi-directional actuator accommodates rising or falling flags.
- Single-side conduit entry does not require right-angle fittings.
- Adjustable length actuator eliminates the need for cutting the shaft.
- Accommodates up to 12 AWG (3.31 mm<sup>2</sup>) wire.
- Two SPDT contacts are enclosed in a durable terminal block for added strength.
- 100% synchronization activates both alarm panel and local bell simultaneously.

### Specifications

**Contact ratings:** two sets of SPDT (Form-C). 10.0 A @ 125/250 VAC, 2.5 A @ 24 VDC.

**Overall switch dimensions:** 4.25" H x 3.5" W x 3.25" D (10.8 cm x 8.9 cm x 8.2 cm).

**Maximum stem extension:** 3-5/32" (8.0 cm).

**Mounting:** 1/2" NPT nipple. **Acceptable PIBV2(A) mounting positions:** actuator vertical (pointing DOWN), or actuator horizontal. **The following mounting position is NOT acceptable:** actuator vertical (pointing UP).

**Conduit entrances:** one single side open for 1/2" conduit.

**Operating temperature range:** 32°F to 120°F (0°C to 49°C).

**Enclosure rating:** UL indoor/outdoor; NEMA 3R when mounted with the actuator vertical.

**Cover tamper switch:** standard with ULC model PIBV2A; optional for UL model, P/N 546-7000.

**Shipping weight:** 2 lbs. (0.9 kg).

#### Service use:

- Automatic Sprinkler: NFPA 13.
- One or Two Family Dwelling: NFPA 13D.
- Residential Occupancies up to 4 stories: NFPA 13R.
- National Fire Alarm Code: NFPA 72.

**U.S. Patent No.:** 5,213,205

### Engineering Specifications

Model shall be model number PIBV2(A) Post Indicator Butterfly Valve supervisory switch as manufactured by System Sensor. PIBV2(A) shall be installed on each valve as designated on the drawings and/or as specified herein. Switches shall be mounted so as not to interfere with the normal operation of the valve and shall be adjusted to operate within two revolutions of the valve control or when the valve flag has moved no more than one-fifth of the distance from its normal position. The mechanism shall be contained in a weatherproof die cast metal housing, which shall provide a side entrance for 1/2" conduit and incorporate a 1/2" NPT nipple for attachment to the valve body. A grounding provision is provided. The switch assembly shall include two switches each with a rated capacity of 10.0 A @ 125/250 VAC and 2.5 A @ 24 VDC. The cover shall contain tamper-resistant screws for which a security wrench will be provided with each switch. PIBV2(A) shall be Underwriters Laboratories listed for indoor or outdoor use. The PIBV2(A) shall be Factory Mutual, CSFM, and MEA approved.

## Agency Listings and Approvals

The listings and approvals below apply to the PIBV2 or PIBV2A supervisory switches. In some cases, certain modules may not be listed by certain approval agencies, or listing may be in process. Consult factory for latest listing status.

- **UL/ULC** Listed: file S739.
- **ULC** Listed: file CS169 (*model PIBV2A*).
- **CSFM** approved: file 7770-1209:149, 7770-1653:118.
- **FM** approved.
- **MEA** approved: file 427-91-E, 167-93-E.
- **BSA** approved: file 750-76-SA.

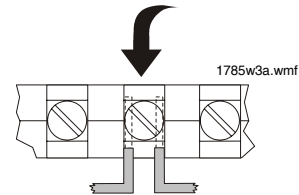
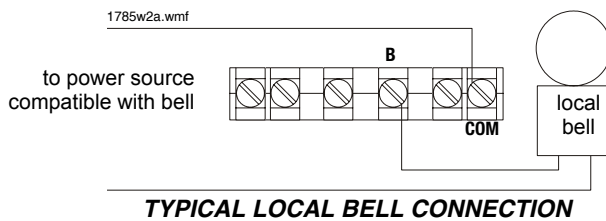
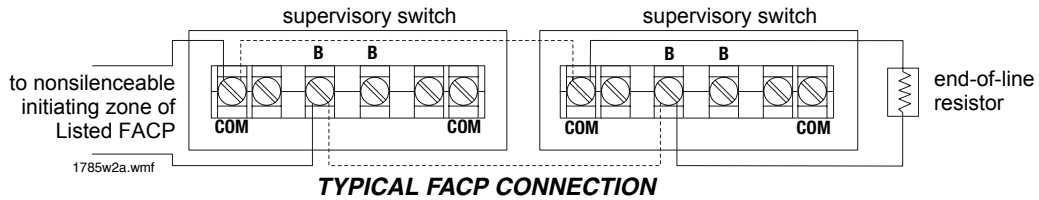
## Product Line Information

**PIBV2:** Post Indicator/Butterfly Valve supervisory switch.

**PIBV2A:** ULC model, Post Indicator/Butterfly Valve supervisory switch.

**546-7000:** Cover tamper switch kit.

## Wiring Diagrams



**BREAK WIRE** as shown for supervision of connection.  
**DO NOT** allow stripped wire leads to extend beyond switch housing.  
**DO NOT** loop wires.

**NOTIFIER®** and **System Sensor®** are registered trademarks of Honeywell International Inc.  
 ©2009 by Honeywell International Inc. All rights reserved. Unauthorized use of this document is strictly prohibited.



This document is not intended to be used for installation purposes.  
 We try to keep our product information up-to-date and accurate.  
 We cannot cover all specific applications or anticipate all requirements.  
 All specifications are subject to change without notice.

For more information, contact Notifier. Phone: (203) 484-7161, FAX: (203) 484-7118.  
[www.notifier.com](http://www.notifier.com)